

Scaled data based on original data using
LM-79-08 Approved Method: Electrical and Photometric Measurements of Solid-
State Lighting Products

Test Report Prepared for
Cooper Lighting Solutions
(formerly Eaton)

Brand: STREETWORKS

Report Number: P194038

Luminaire Tested: **GAN-AF-10-LED-U-T3R-8030-ADJ**

Issue Date: 3/3/2020

Test Information

Test Method: LM-79-08
Report Number: P194038
TEST IS SCALED FROM IESNA LM-79-08 TEST DATA (P40129)
Test Lab: INNOVATION CENTER P2
Issue Date: 3/3/2020
Manufacturer: COOPER LIGHTING SOLUTIONS (FORMERLY EATON)
Product Line: STREETWORKS
Catalog Number: GAN-AF-10-LED-U-T3R-8030-ADJ
Description: GALLEON AREA AND ROADWAY LUMINAIRE
(10) 80 CRI, 3000K, 1050mA LIGHTSQUARES WITH 16 LEDS EACH AND TYPE III
ROADWAY OPTICS
Light Source: -
Ballast/Driver: ELECTRONIC DRIVER

Summary

Lumens per Lamp: N/A
Luminaire Lumens: 49155 lumens
Efficiency: N/A
Efficacy: 88.1 lumens/watt
Luminous Opening: Rectangular (W 2.5' x L: 1' x H: 0')
IES Classification: Type III - Short - Full Cutoff
BUG Rating: B3 - U0 - G5

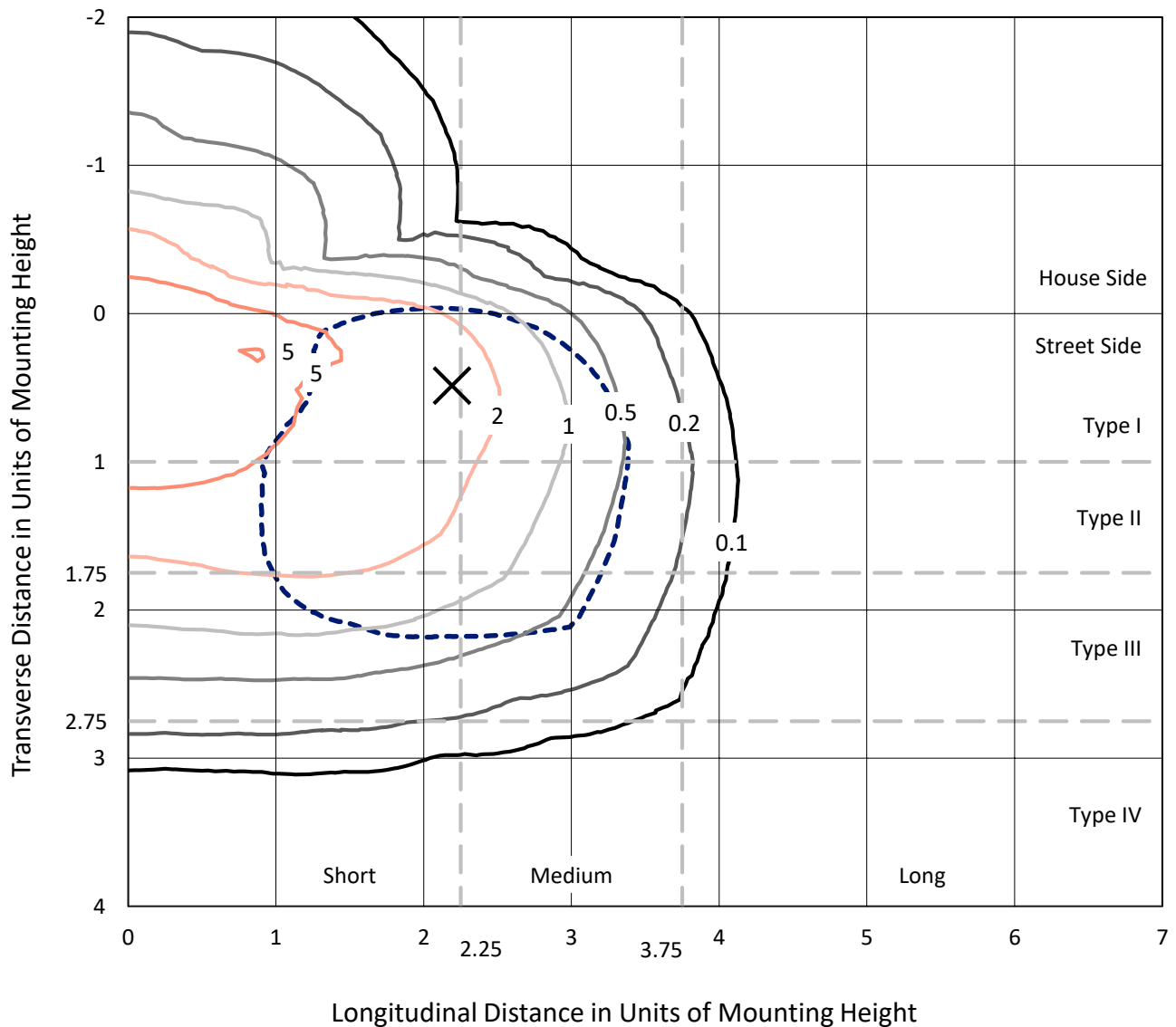
Input Watts (W): 558
Input Voltage (V): NR
Input Current (Ain): NR
Voltage Rise (V): NR
Power Factor: NR
Total Harmonic Distortion (THDi): NR
Frequency (hertz): 60
Stabilization Time: NR
Operation Time: NR
Ambient Temperature (°C): NR
Test Distance: 28.75 FT



REPORT NUMBER: P194038
 CATALOG NUMBER: GAN-AF-10-LED-U-T3R-8030-ADJ

Iso-Footcandle Lines of Horizontal Illumination

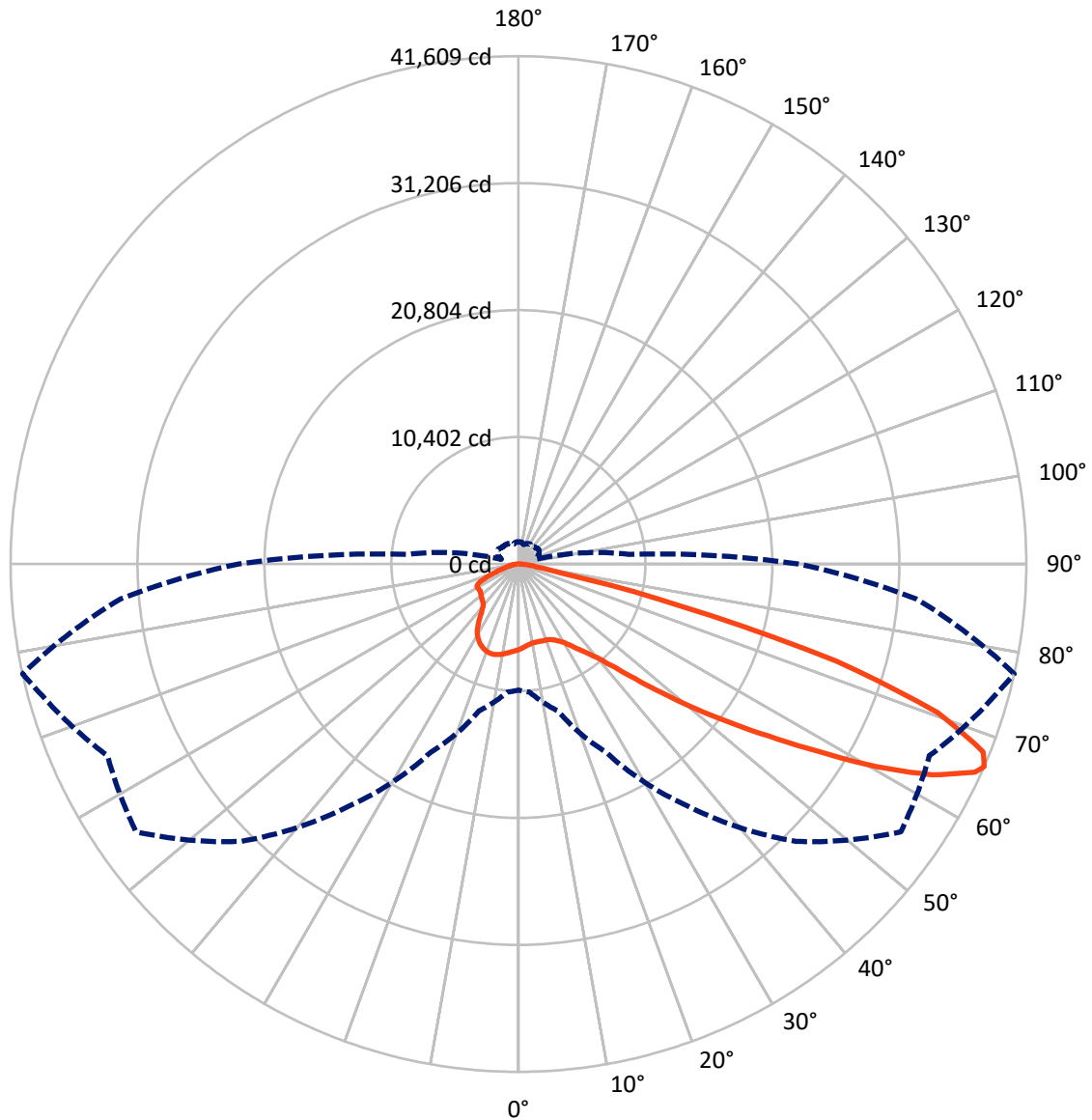
× Max cd
 - - - 1/2 Max cd



Based on 30 foot mounting height. Maximum calculated value = 9.6 fc
 Type III - Short - Full Cutoff

REPORT NUMBER: P194038
CATALOG NUMBER: GAN-AF-10-LED-U-T3R-8030-ADJ

Luminous Intensity Polar Plot



— Vertical Plane Through 77.5-Deg Lateral - - - Horizontal Cone Through 66-Deg Vertical

REPORT NUMBER: P194038

CATALOG NUMBER: GAN-AF-10-LED-U-T3R-8030-ADJ

FLUX DISTRIBUTION:

		Downward	Upward	Total
House Side	Lumens	8397.8	0.0	8397.8
	% Fixture	17.1	0.0	17.1
Street Side	Lumens	40757.2	0.0	40757.2
	% Fixture	82.9	0.0	82.9
Total	Lumens	49155.0	0.0	49155.0
	% Fixture	100.0	0.0	100.0

ZONAL LUMENS:

Zone	Lumens	% Fixture
0°-10°	625.8	1.3
10°-20°	1765.5	3.6
20°-30°	3013.2	6.1
30°-40°	4823.6	9.8
40°-50°	7451.9	15.2
50°-60°	10569.4	21.5
60°-70°	14139.0	28.8
70°-80°	6140.3	12.5
80°-90°	626.1	1.3
90°-100°	0.0	0.0
100°-110°	0.0	0.0
110°-120°	0.0	0.0
120°-130°	0.0	0.0
130°-140°	0.0	0.0
140°-150°	0.0	0.0
150°-160°	0.0	0.0
160°-170°	0.0	0.0
170°-180°	0.0	0.0
0°-90°	49155.0	100.0
0°-180°	49155.0	100.0

Coefficient of Utilization



REPORT NUMBER: P194038

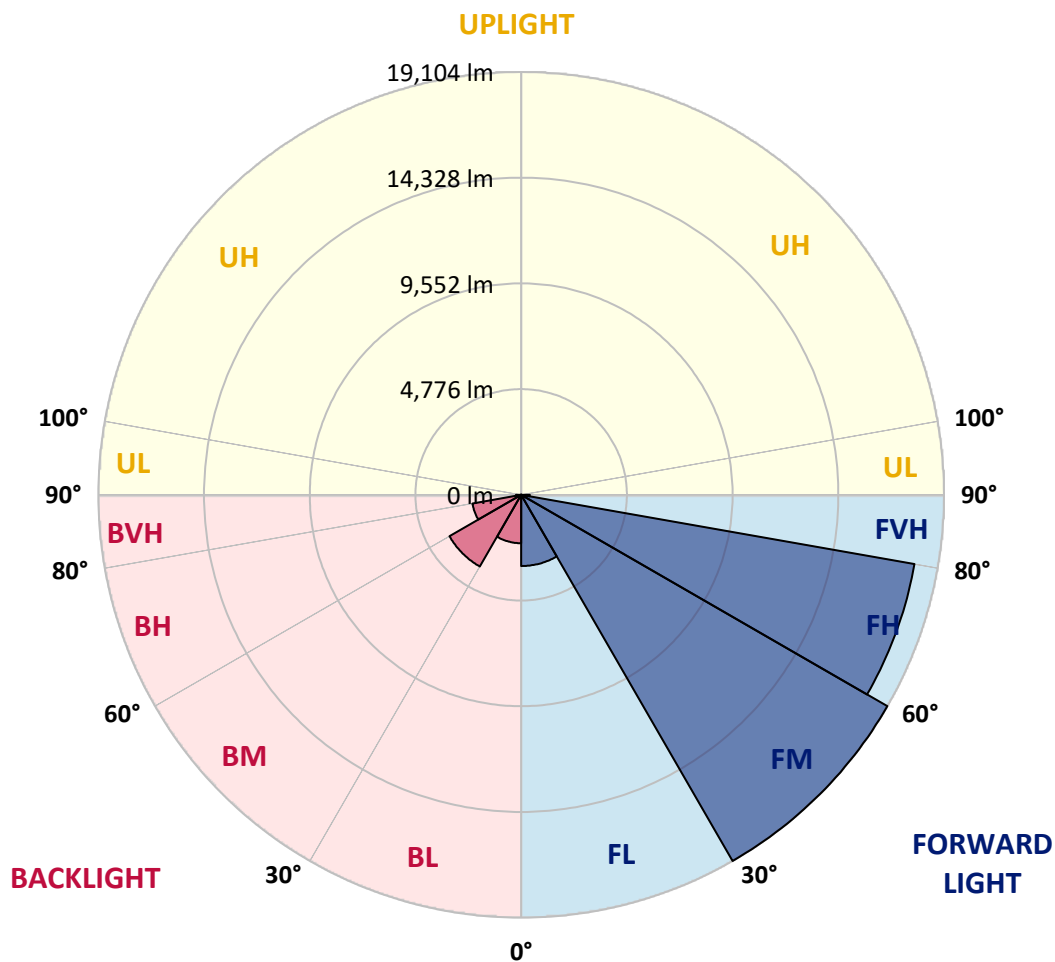
CATALOG NUMBER: GAN-AF-10-LED-U-T3R-8030-ADJ

LUMINAIRE CLASSIFICATION SYSTEM LUMEN TABLE AND BUG RATING:

Zone		Lumens	% Fixture	Zone Rating/Lumen Limit		
				B	U	G
FL	(0°-30°)	3217.4	6.5			
FM	(30°-60°)	19104.2	38.9			
FH	(60°-80°)	18042.9	36.7			G5
FVH	(80°-90°)	392.7	0.8			G3/500
BL	(0°-30°)	2187.1	4.4	B3/2500		
BM	(30°-60°)	3740.8	7.6	B3/5000		
BH	(60°-80°)	2236.5	4.5	B3/2500		G3/2500
BVH	(80°-90°)	233.4	0.5			G3/500
UL	(90°-100°)	0.0	0.0		U0/0	
UH	(100°-180°)	0.0	0.0		U0/0	

BUG Rating: B3-U0-G5

Type III Short





REPORT NUMBER: P194038

CATALOG NUMBER: GAN-AF-10-LED-U-T3R-8030-ADJ

CANDELA DISTRIBUTION (FULL):

	0°	5°	15°	25°	35°	45°	55°	65°	75°	77.5°	85°
0°	7004.8	7004.8	7004.8	7004.8	7004.8	7004.8	7004.8	7004.8	7004.8	7004.8	7004.8
2.5°	6196.6	6238.4	6273.2	6305.7	6370.8	6477.6	6600.7	6700.6	6844.6	6872.4	6949.1
5°	5627.5	5627.5	5655.4	5704.2	5792.4	5952.7	6119.9	6342.9	6656.4	6730.8	6935.1
7.5°	5351.2	5353.5	5369.7	5411.5	5488.2	5634.5	5818.0	6080.4	6505.5	6628.6	6977.0
10°	5453.4	5430.1	5395.3	5374.4	5386.0	5471.9	5646.1	5938.8	6412.6	6570.5	7069.9
12.5°	6024.7	5980.6	5859.8	5699.5	5546.3	5483.5	5585.7	5871.4	6373.1	6556.6	7192.9
15°	6958.4	6939.8	6714.5	6382.4	6010.8	5699.5	5629.9	5845.9	6377.7	6572.8	7339.3
17.5°	8128.9	8103.4	7806.1	7323.0	6716.8	6110.6	5785.5	5866.8	6394.0	6600.7	7480.9
20°	9311.1	9232.1	8911.6	8335.6	7557.6	6670.4	6043.3	5920.2	6414.9	6630.9	7629.6
22.5°	10193.7	10128.7	9840.7	9280.9	8384.4	7318.4	6389.3	6013.1	6482.2	6719.1	7813.1
25°	10969.4	10974.1	10688.4	10147.2	9220.5	8005.8	6835.3	6261.6	6654.1	6900.3	8063.9
27.5°	11928.6	11872.9	11605.8	11069.3	10047.4	8700.3	7374.1	6603.0	6909.6	7158.1	8393.7
30°	13076.0	13036.5	12727.6	12119.1	10964.8	9445.8	7989.6	7000.2	7239.4	7497.2	8825.7
32.5°	14425.4	14406.8	14086.3	13303.6	12023.9	10323.7	8711.9	7525.1	7731.8	7998.9	9445.8
35°	16009.4	16011.7	15633.1	14692.5	13182.8	11345.7	9531.8	8200.9	8331.0	8609.7	10184.4
37.5°	16984.8	17103.3	16961.6	16002.4	14495.1	12488.4	10595.5	9097.4	9013.8	9294.9	10976.4
40°	17193.9	17337.9	17786.1	17298.4	15962.9	13747.2	11538.4	9959.1	9854.6	10198.3	11996.0
42.5°	16901.2	17101.0	18048.6	18392.3	17521.3	15298.7	12806.6	11238.8	11106.5	11568.6	13264.1
45°	16727.0	16875.7	17971.9	18961.3	18873.1	17052.2	14420.7	12846.0	12797.3	13403.5	14727.3
47.5°	16425.1	16559.8	17614.2	19093.7	19667.4	18659.4	16360.1	14810.9	14906.1	15700.5	16378.6
50°	16587.7	16643.4	17214.8	18756.9	19897.3	19836.9	18527.0	17087.0	17412.2	18403.9	18248.3
52.5°	16564.5	16708.4	17168.3	18204.2	19927.5	20563.9	20661.4	19625.6	20310.7	21448.8	20322.3
55°	13391.8	13656.6	16622.5	18064.8	20034.3	21276.9	22561.3	22301.2	23578.6	24904.7	22663.5
57.5°	12788.0	12955.2	14599.6	18357.5	20601.0	22637.9	24674.8	25246.2	27382.9	28922.8	25515.6
60°	12669.5	12876.2	14578.7	18715.1	21750.7	24856.0	27807.9	28811.3	32011.8	33697.9	28822.9
62.5°	12300.2	12523.2	14441.6	18668.7	23383.5	27924.1	31819.0	32601.7	36401.4	38041.1	31589.0
65°	11129.7	11338.7	13324.5	17918.5	24484.4	31198.9	36566.3	36076.2	39866.6	41099.9	32968.6
66°	10328.4	10532.8	12444.2	17035.9	24228.9	32127.9	38247.8	37151.6	40642.4	41608.5	32699.2
67.5°	8862.9	9023.1	10734.8	15059.4	22870.2	32388.0	39662.2	37959.8	40723.7	41065.1	31159.4
70°	5599.7	5646.1	6977.0	10395.7	17312.3	28089.0	37509.2	35953.1	37365.2	36440.9	26121.8
72.5°	2429.4	2413.1	3349.1	5288.5	9801.2	18847.5	30341.8	29666.0	29310.6	27201.7	18285.5
75°	1351.7	1370.3	1739.6	2454.9	3983.2	9257.7	19848.5	18993.8	16037.2	13684.5	8291.5
77.5°	1084.6	1110.2	1442.3	1741.9	1788.4	3228.3	9287.9	7557.6	4549.9	3651.1	2304.0
80°	857.0	903.5	1258.8	1356.4	1205.4	1330.8	3000.7	2399.2	1800.0	1651.3	1193.8
82.5°	678.2	710.7	1080.0	1026.6	843.1	896.5	1437.7	1400.5	1170.6	1066.1	689.8
85°	487.7	548.1	887.2	773.4	552.8	603.9	954.6	915.1	671.2	548.1	304.3
87.5°	199.7	260.1	627.1	513.3	308.9	281.0	476.1	448.3	318.2	232.3	151.0
90°	0.0	0.0	0.0	0.0	0.0	0.0	0.0	0.0	0.0	0.0	0.0



REPORT NUMBER: P194038

CATALOG NUMBER: GAN-AF-10-LED-U-T3R-8030-ADJ

CANDELA DISTRIBUTION (continued):

	90°	95°	105°	115°	125°	135°	145°	155°	165°	175°	180°
0°	7004.8	7004.8	7004.8	7004.8	7004.8	7004.8	7004.8	7004.8	7004.8	7004.8	7004.8
2.5°	6997.9	7053.6	7125.6	7169.7	7192.9	7209.2	7234.8	7232.4	7239.4	7241.7	7251.0
5°	7044.3	7137.2	7241.7	7269.6	7269.6	7244.0	7218.5	7176.7	7160.4	7155.8	7160.4
7.5°	7165.1	7267.3	7357.8	7325.3	7255.7	7153.5	7021.1	6905.0	6842.2	6821.3	6816.7
10°	7318.4	7441.5	7478.6	7355.5	7151.1	6905.0	6642.5	6452.1	6342.9	6312.7	6303.4
12.5°	7504.2	7620.3	7569.2	7309.1	6930.5	6533.3	6171.0	5866.8	5639.2	5567.2	5562.5
15°	7708.6	7799.1	7620.3	7165.1	6600.7	6015.4	5369.7	4844.8	4561.5	4470.9	4463.9
17.5°	7899.0	7945.5	7590.1	6914.2	6115.3	5167.7	4310.7	3906.5	3809.0	3832.2	3836.9
20°	8061.6	8061.6	7487.9	6554.2	5351.2	4050.5	3509.4	3502.4	3572.1	3641.8	3655.7
22.5°	8240.4	8133.6	7309.1	6045.6	4268.9	3314.3	3235.3	3300.3	3379.3	3456.0	3467.6
25°	8461.1	8191.6	7060.6	5274.5	3356.1	3010.0	3040.2	3093.6	3133.1	3181.9	3188.9
27.5°	8707.3	8266.0	6733.1	4213.1	2912.5	2819.6	2842.8	2861.4	2856.7	2875.3	2880.0
30°	9002.2	8351.9	6284.8	3293.4	2729.0	2657.0	2615.2	2598.9	2598.9	2629.1	2640.7
32.5°	9397.1	8479.6	5641.5	2821.9	2640.7	2540.9	2406.2	2345.8	2369.0	2471.2	2494.4
35°	9831.4	8616.7	4770.5	2661.6	2622.2	2487.5	2278.4	2166.9	2169.3	2264.5	2294.7
37.5°	10305.2	8790.9	3816.0	2631.5	2664.0	2489.8	2211.1	2057.8	1995.1	1995.1	2006.7
40°	10911.4	8969.7	3089.0	2652.4	2752.2	2517.6	2176.2	1971.8	1795.3	1800.0	1809.3
42.5°	11701.0	9123.0	2698.8	2696.5	2859.1	2554.8	2173.9	1858.0	1704.8	1809.3	1904.5
45°	12578.9	9199.6	2526.9	2736.0	2945.0	2578.0	2136.7	1839.5	1716.4	2027.6	2208.7
47.5°	13589.3	9155.5	2431.7	2749.9	2965.9	2578.0	2094.9	1883.6	1797.7	2348.1	2559.5
50°	14697.1	9027.8	2338.8	2722.0	2958.9	2573.4	2134.4	1927.7	1827.8	2403.8	2550.2
52.5°	16000.1	8920.9	2241.3	2661.6	2910.2	2547.8	2180.9	1909.1	1732.6	2185.5	2287.7
55°	17486.5	8951.1	2132.1	2575.7	2833.5	2499.1	2164.6	1834.8	1632.8	1925.4	1988.1
57.5°	19386.4	9311.1	2002.0	2466.6	2729.0	2417.8	2106.6	1800.0	1602.6	1746.6	1783.7
60°	21506.8	9938.2	1839.5	2357.4	2598.9	2287.7	2062.4	1816.2	1616.5	1732.6	1751.2
62.5°	23063.0	10302.8	1700.1	2197.1	2422.4	2143.7	2006.7	1837.1	1653.7	1781.4	1776.8
65°	23485.7	9703.6	1525.9	1962.6	2183.2	1992.8	1937.0	1860.4	1669.9	1820.9	1800.0
66°	22893.4	9058.0	1449.3	1853.4	2062.4	1918.4	1902.2	1858.0	1662.9	1825.5	1790.7
67.5°	21455.7	7734.1	1316.9	1693.1	1869.7	1806.9	1846.4	1837.1	1644.4	1820.9	1772.1
70°	17498.1	5276.8	1126.4	1409.8	1556.1	1590.9	1739.6	1762.8	1584.0	1739.6	1632.8
72.5°	12225.9	3214.4	996.4	1093.9	1258.8	1356.4	1593.3	1660.6	1502.7	1518.9	1416.8
75°	5908.6	1707.1	903.5	847.7	977.8	1133.4	1416.8	1521.3	1375.0	1270.4	1233.3
77.5°	1841.8	1042.8	766.4	682.8	766.4	915.1	1184.5	1333.1	1224.0	1063.7	1049.8
80°	989.4	766.4	589.9	548.1	606.2	717.7	931.3	1112.5	1052.1	954.6	852.4
82.5°	652.6	497.0	436.6	425.0	462.2	548.1	692.1	922.1	922.1	817.5	594.6
85°	336.8	304.3	299.6	299.6	322.8	364.6	471.5	710.7	757.2	432.0	357.7
87.5°	167.2	174.2	162.6	169.5	181.2	178.8	225.3	357.7	427.3	262.4	218.3
90°	0.0	0.0	0.0	0.0	0.0	0.0	0.0	0.0	0.0	0.0	0.0

(END OF REPORT)